



ಬೃಹತ್ ಬೆಂಗಳೂರು ಮಹಾನಗರ ಪಾಲಿಕೆ
Bruhat Bengaluru Mahanagara Palike



BBMP COVID-19 WAR ROOM 03.08.2022

BBMP / COVID-19 WAR ROOM / BULLETIN – 863 /03.08.2022 / #BBMPfightsCOVID19



OVERVIEW OF COVID-19 IN BENGALURU



CASE TRENDS

ACTIVE CASES **8,464**

Confirmed Cases

1,584

18,39,918 #

Recovered Cases

1,415

18,14,478 #

Death Cases

1

16,976 #



HOSPITALIZATION

60

ICU – V

-

ICU

11

HDU

4

General

45

INCLUDES GOVT. QUOTA AND PRIVATE WALK-IN HOSPITALIZATION



VACCINATION

11,507

2,01,78,109 #

First Dose

502

96,61,663 #

Second Dose

3,819

94,12,335 #

Precaution Dose

7,186

11,04,111 #



TRIAGING

MTU

29

Tele Triage

1,147



ACTIVE CLUSTERS

21

Budding Clusters (<5 Cases)

21

Clusters (> 5 cases)

0



TESTING

17,839

3,10,92,413 #

RAT

3,600

RTPCR

14,239

Positivity : 7.94%

*FOR LAST 7 DAYS

: indicates cumulative numbers till date



ABSTRACT OF COVID-19 SCENARIO IN BENGALURU

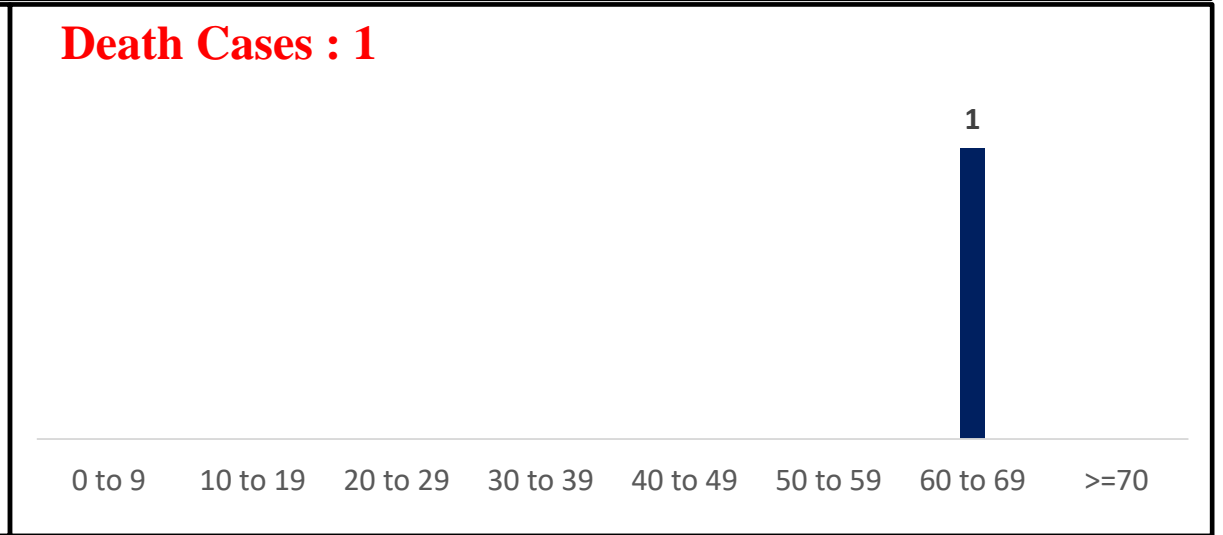
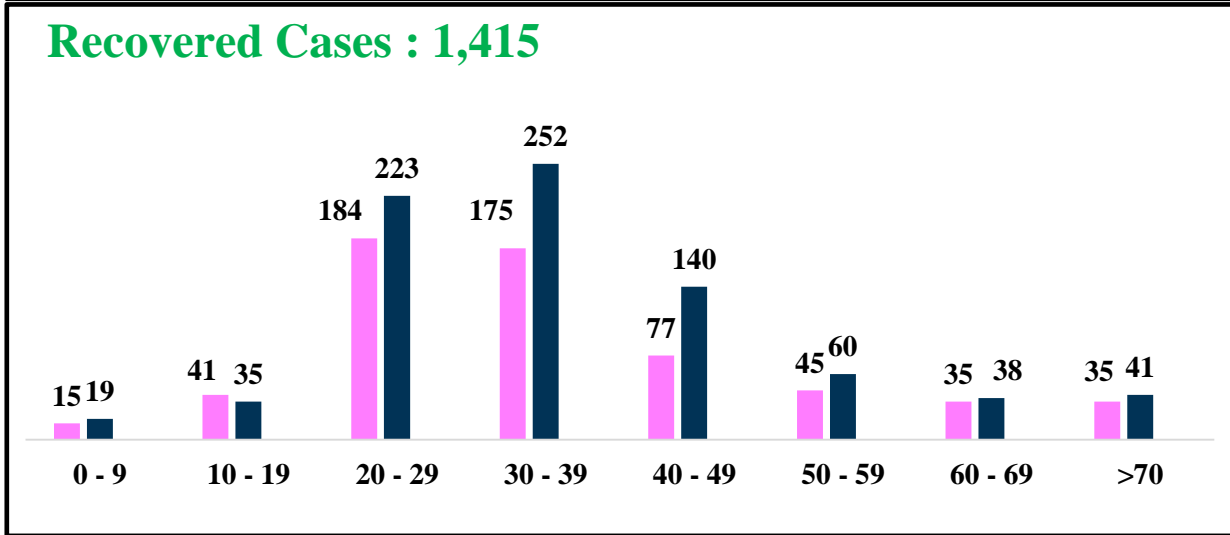
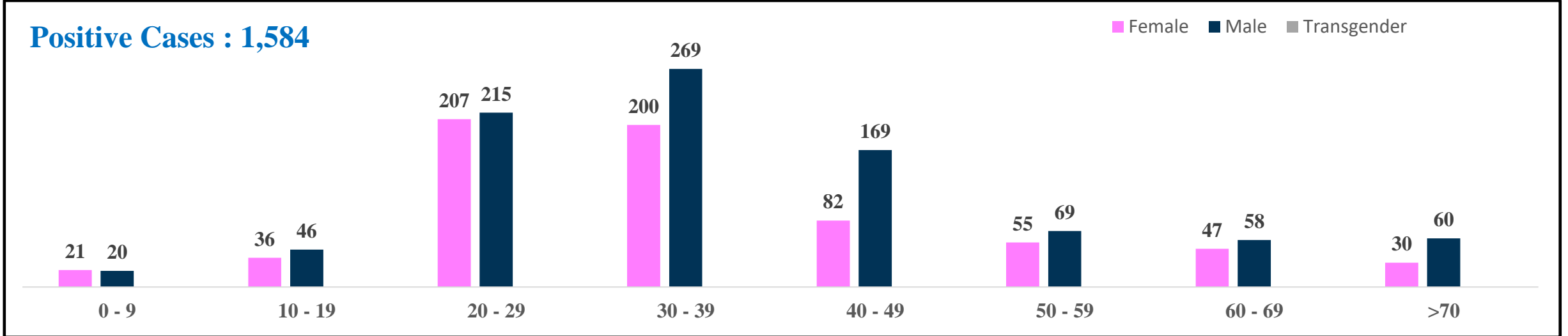


	MALE			FEMALE			TRANSGENDER			TOTAL		
	Last 24 Hours	Last 7 Days	Cumulative	Last 24 Hours	Last 7 Days	Cumulative	Last 24 Hours	Last 7 Days	Cumulative	Last 24 Hours	Last 7 Days	Cumulative
Positive Cases	906	5,345	10,85,838	678	4,091	7,53,188	0	0	196	1,584	9,436	18,39,918
Recovered Cases	808	4,660	10,70,218	607	3,609	7,44,168	0	0	185	1,415	8,269	18,14,478
Death Cases	1	1	10,751	0	1	6,221	0	0	4	1	2	16,976
Total Tests Done	In Last 24 hrs. : 17,839			In last 7 days : 1,18,768			Cumulative : 3,10,92,413					
Vaccine Doses Administered	In Last 24 hrs. : 11,507			In last 7 days : 78,167			Cumulative : 2,01,78,109					
ACTIVE CASES									8,464			

*Covid deaths occurred today : 00 | Covid deaths occurred beyond last 24hrs., reported today : 01

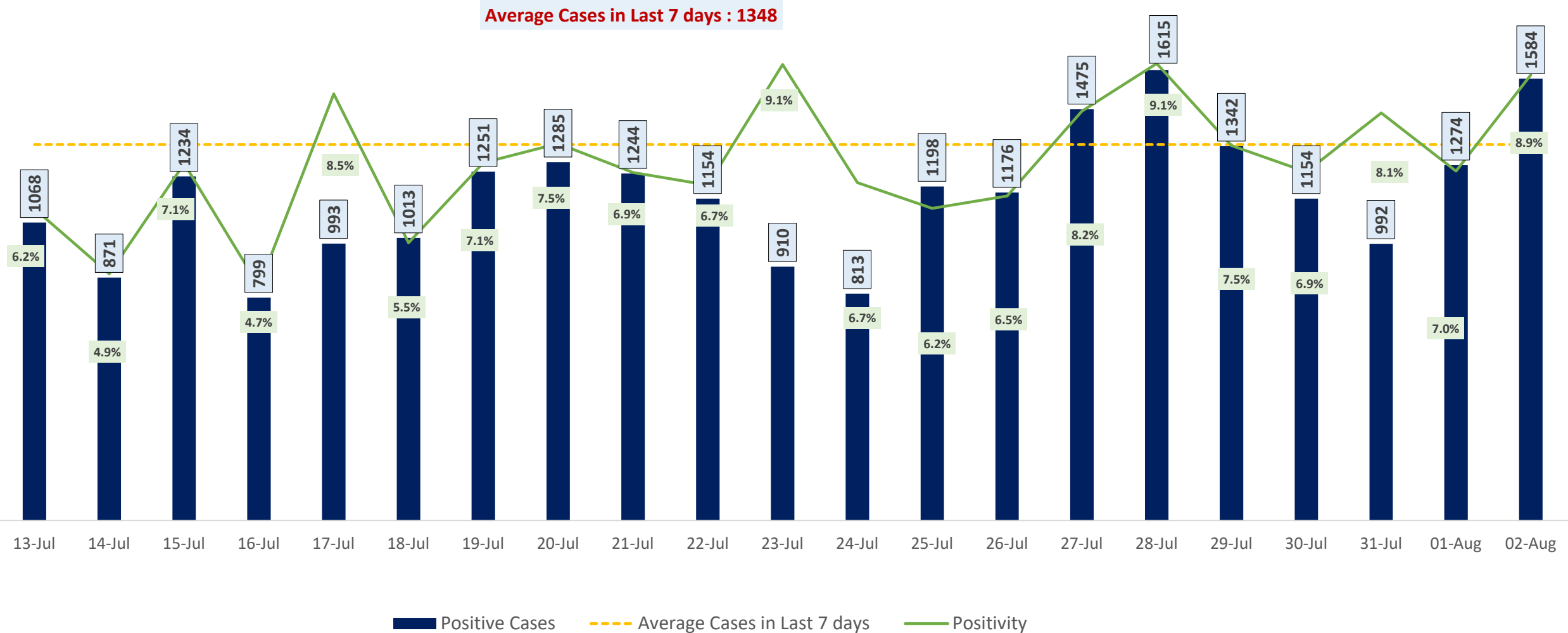


LAST 24 HOURS AGE GROUP AND GENDER WISE DISTRIBUTION





POSITIVITY RATE OF BENGALURU – LAST 21 DAYS

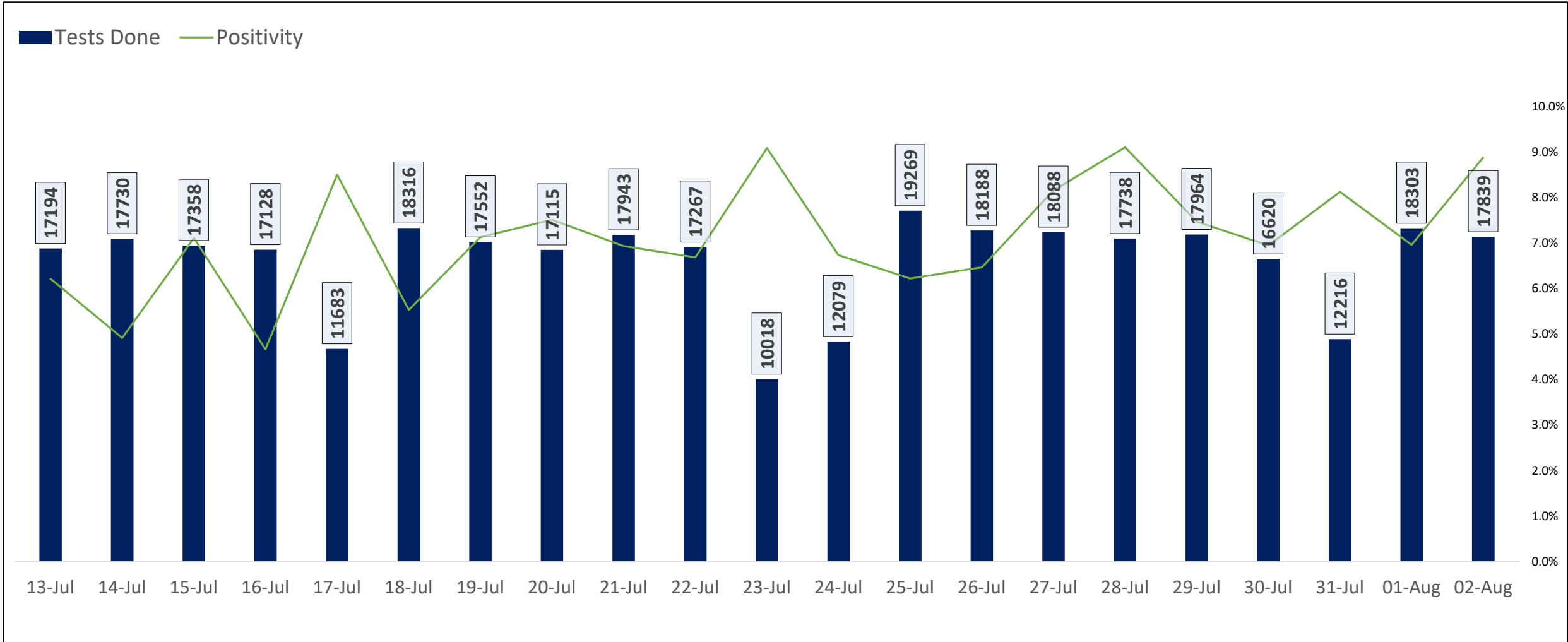




TESTING TRENDS IN BENGALURU

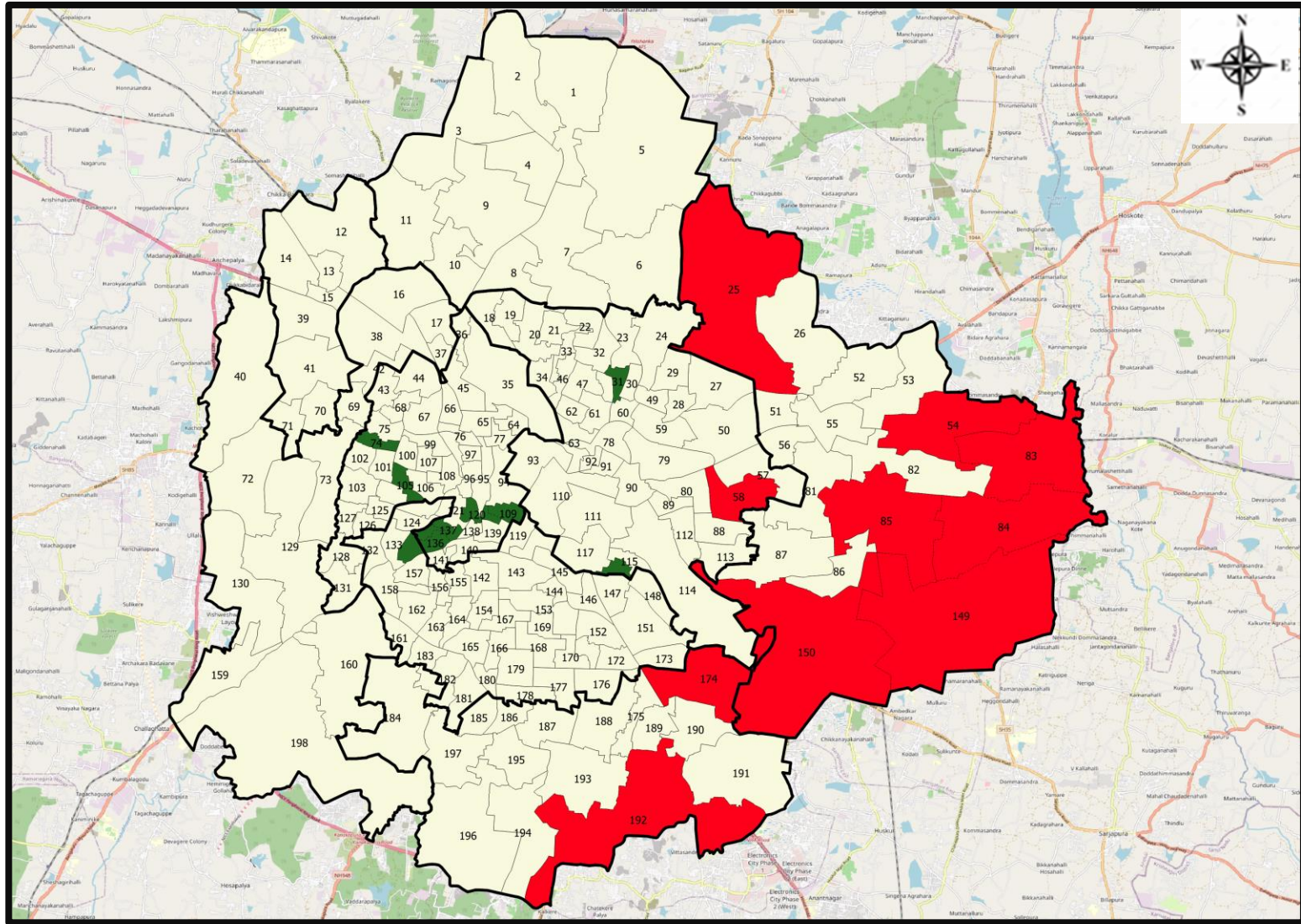


Total Test Conducted Till Date	Test Conducted Last 24 hours	Last 7 Days Average
3,10,92,413	17,839	16,967





BENGALURU URBAN MAP SHOWING TREND OF POSITIVE CASES IN LAST 7 DAYS



Top 10 wards reporting highest number of positive cases in last 7 days

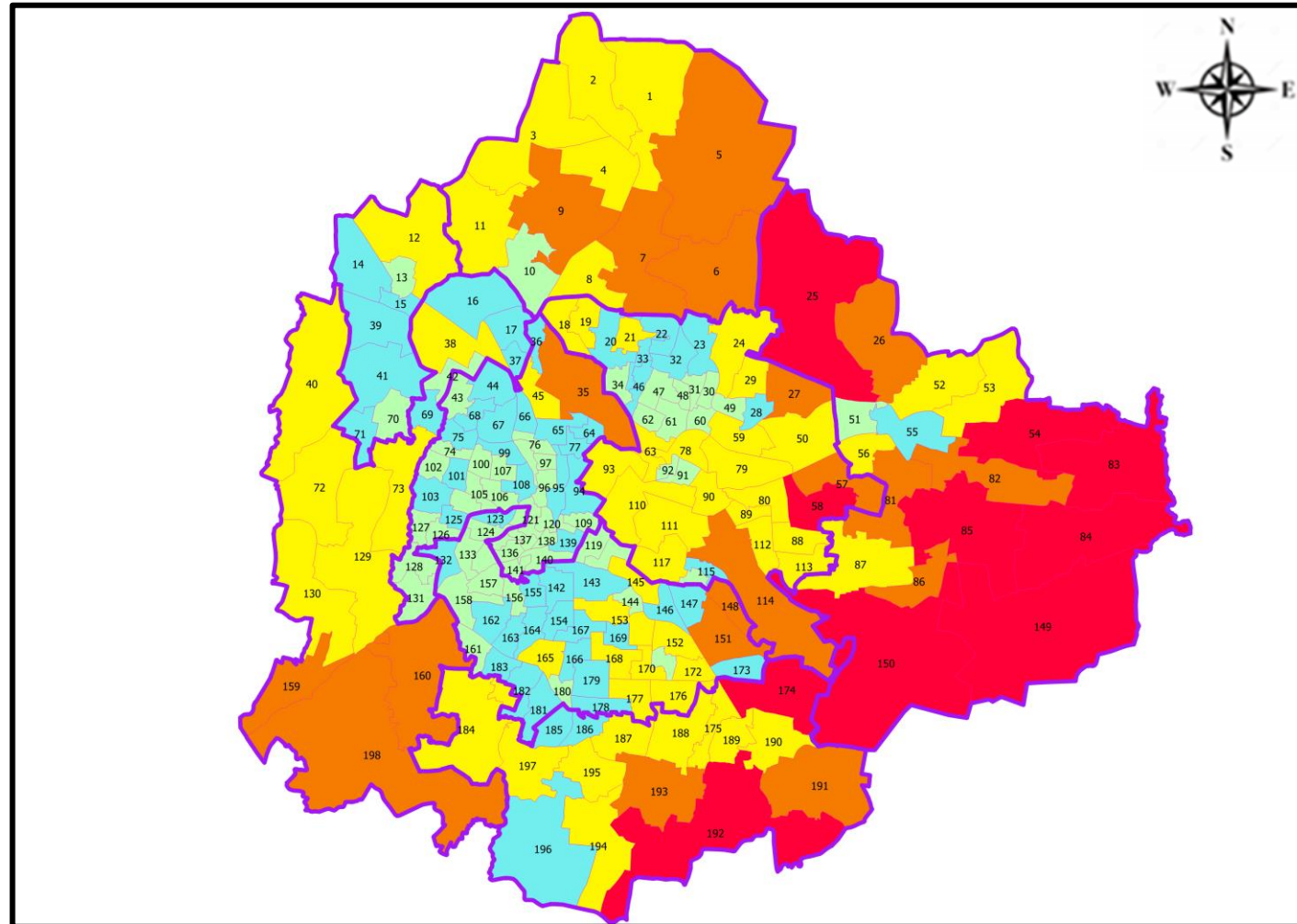
Ward No.	Ward Name	Daily Cases Average
150	Bellanduru	91
85	Dodda Nekkundi	50
174	HSR Layout	39
83	Kadugodi	34
149	Varthuru	32
25	Horamavu	30
54	Hudi	27
84	Hagadur	27
58	New Tippasandra	22
192	Begur	20







Top 10 wards reporting least number of positive cases in last 7 days

Ward No.	Ward Name	Daily Cases Average
137	Rayapura	0
136	Jagajivanram Nagar	0
135	Padarayanapura	0
134	Bapuji Nagar	0
120	Cottonpete	0
116	Nilasandra	0
109	Chickpete	0
105	Agrahara Dasarahalli	0
74	Shakthi Ganapathi Nagar	0
31	Kushal Nagar	0



BENGALURU MAP SHOWING INTENSITY OF POSITIVE CASES IN LAST 7 DAYS



-  **Level 1 : 0 to 10 Cases**
-  **Level 2 : 10 to 25 Cases**
-  **Level 3 : 25 to 75 Cases**
-  **Level 4 : 75 to 150 Cases**
-  **Level 5 : More than 150 Cases**
-  **Zone Boundaries**

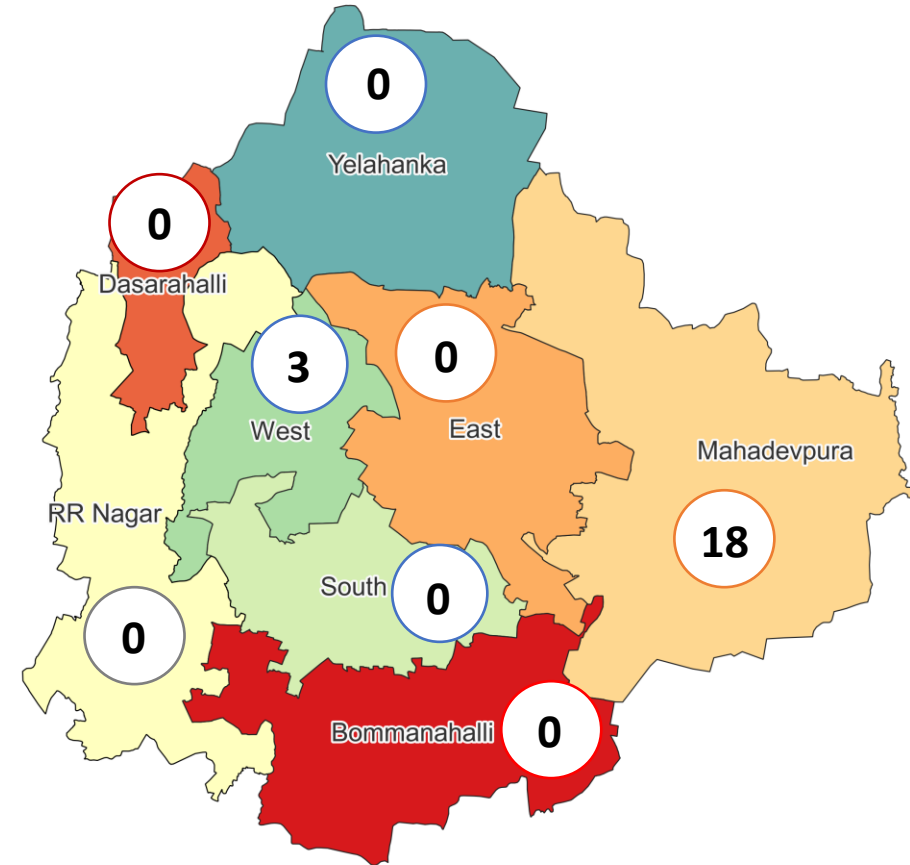


CLUSTER DETAILS



Zone Name	TOTAL CLUSTERS	Budding Clusters	Clusters	Outbreaks
		Less Than 5 Cases	5 To 14 Cases	More Than 14 Cases
BOMMANAHALLI	0 (-)	0 (-)	0 (-)	0 (-)
DASARAHALLI	0 (-)	0 (-)	0 (-)	0 (-)
EAST	0 (-)	0 (-)	0 (-)	0 (-)
MAHADEVPURA	18 (-)	18 (-)	0 (-)	0 (-)
RR NAGAR	0 (-)	0 (-)	0 (-)	0 (-)
SOUTH	0 (-)	0 (-)	0 (-)	0 (-)
WEST	3 (-)	3 (-)	0 (-)	0 (-)
YELAHANKHA	0 (-)	0 (-)	0 (-)	0 (-)
TOTAL	21 (-)	21 (-)	0 (-)	0 (-)

Total Active Clusters



Types of Clusters

Zone Name	Apartments/ Villa	Individual House	Hostels/Quarters	Others	Schools/Colleges
BOMMANAHALLI	0 (-)	0 (-)	0 (-)	0 (-)	0 (-)
DASARAHALLI	0 (-)	0 (-)	0 (-)	0 (-)	0 (-)
EAST	0 (-)	0 (-)	0 (-)	0 (-)	0 (-)
MAHADEVPURA	18 (-)	0 (-)	0 (-)	0 (-)	0 (-)
RR NAGAR	0 (-)	0 (-)	0 (-)	0 (-)	0 (-)
SOUTH	0 (-)	0 (-)	0 (-)	0 (-)	0 (-)
WEST	2 (-)	1 (-)	0 (-)	0 (-)	0 (-)
YELAHANKHA	0 (-)	0 (-)	0 (-)	0 (-)	0 (-)
TOTAL	20 (-)	1 (-)	0 (-)	0 (-)	0 (-)

▲▼ : Shows increase and decrease in numbers as compared to previous day

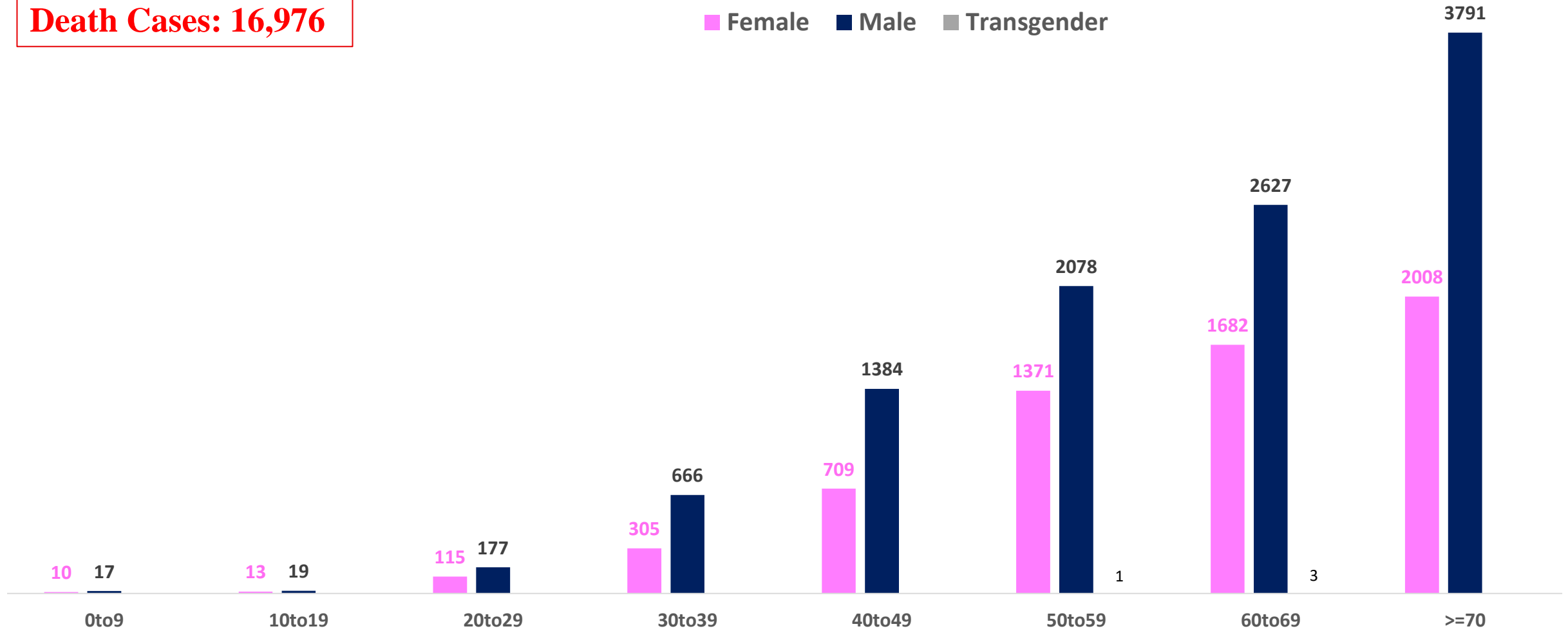


AGE AND GENDER WISE DISTRIBUTION OF DEATH CASES



Death Cases: 16,976

Female Male Transgender





VACCINATION COVERAGE AS ON 02.08.2022



Total Doses Administered

2,01,78,109

▲ 11,507

Total 12-14 years Population : 2.82 Lakhs

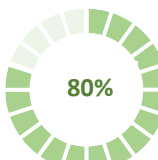
1ST DOSE



2,89,072
Doses administered

▲ 263

2ND DOSE

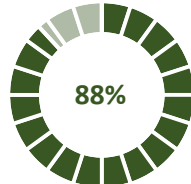


2,26,040
Doses administered

▲ 3,003

Total 15-18 years Population : 4.42 Lakhs

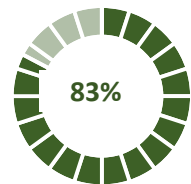
1ST DOSE



3,58,695
Doses administered

▲ 55

2ND DOSE

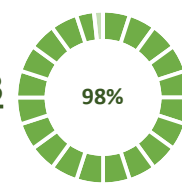


3,36,608
Doses administered

▲ 205

Total adult Population : 91.7 Lakhs

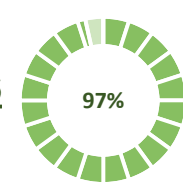
1ST DOSE



90,13,896
Doses administered

▲ 184

2ND DOSE



88,49,687
Doses administered

▲ 611

Priority Group*

Health Care Workers

Dose 1

2,10,368
Doses administered

▲ 0

Dose 2

2,07,050
Doses administered

▲ 2

Frontline Workers

Dose 1

3,81,972
Doses administered

▲ 2

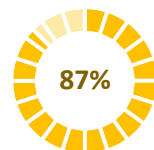
Dose 2

3,73,291
Doses administered

▲ 1

18 - 44 Years Coverage

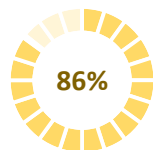
Dose 1



57,45,876
Doses administered

▲ 150

Dose 2



56,32,903
Doses administered

▲ 566

PRECAUTION DOSE



11,04,111

Doses administered

▲ 7,186

PRECAUTION DOSES ADMINISTERED

Health Care Workers

92,815

Booster Doses administered

▲ 131

Front Line Workers

1,30,822

Booster Doses administered

▲ 424

60 + Years Coverage

3,77,103

Booster Doses administered

▲ 403

18 + Years Coverage

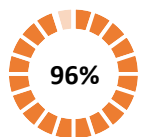
5,03,371

Booster Doses administered

▲ 6,228

45 – 59 Years Coverage

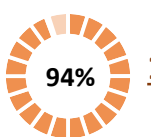
Dose 1



16,95,277
Doses administered

▲ 24

Dose 2



16,72,286
Doses administered

▲ 28

60 + Years Coverage

Dose 1



9,80,403
Doses administered

▲ 8

Dose 2



9,64,157
Doses administered

▲ 14

▲ indicates the increase in last 24 hours



COVID-19 SCENARIO IN BENGALURU AND OTHER METROPOLITAN CITIES



CITY NAME	Positive Cases	Active Cases	Recovered	Deceased	Vaccine Doses Administered
New Delhi	19,58,099	5,006	19,26,777	26,316	3,58,66,947
Bengaluru*	18,39,918	8,464	18,14,478	16,976	2,32,95,453
Mumbai	11,24,384	1,955	11,02,778	19,651	2,18,37,551
Chennai	7,83,237	3,989	7,70,179	9,069	1,09,40,026

Source : <https://dashboard.cowin.gov.in/> at 4:40pm (03.08.2022)
Source : <https://www.covid19bharat.org/> at 4:40pm(03.08.2022)

*includes BBMP & Bengaluru Urban



SNAPSHOT OF COVID-19 CASES IN BENGALURU URBAN



**Total Wards With
< =10 Cases* :
56**

**Tests Conducted
on 02.08.2022:
17,839**

**Recovery
Rate*:
98.62%**

**Total
Active Cases :
8,464**

**Total Vaccinated
on 02.08.2022:
11,507**

**Positivity
Rate* :
7.94%**

**Active
Rate*:
0.46%**

**Case
Fatality Rate* :
0.02%**





*Total positive cases In the past 7 days

*CFR and positivity is for Past 7 days



ಬೃಹತ್ ಬೆಂಗಳೂರು ಮಹಾನಗರ ಪಾಲಿಕೆ
Bruhat Bengaluru Mahanagara Palike



Download BBMP Bulletin	https://apps.bbmpgov.in/covid19/mediabulletin.php
To register for vaccination :	https://selfregistration.cowin.gov.in/
BBMP COVID19 Dashboard:	https://apps.bbmpgov.in/covid19/
Follow us on:	 www.facebook.com/bbmp.comm1/
	 twitter.com/BBMPCOMM
	  BBMPSplHealth



Issued by:

**Honorable Chief Commissioner, BBMP
Special Commissioner Health & IT, BBMP
MD, Bengaluru Smart City Limited**

THANK YOU !

